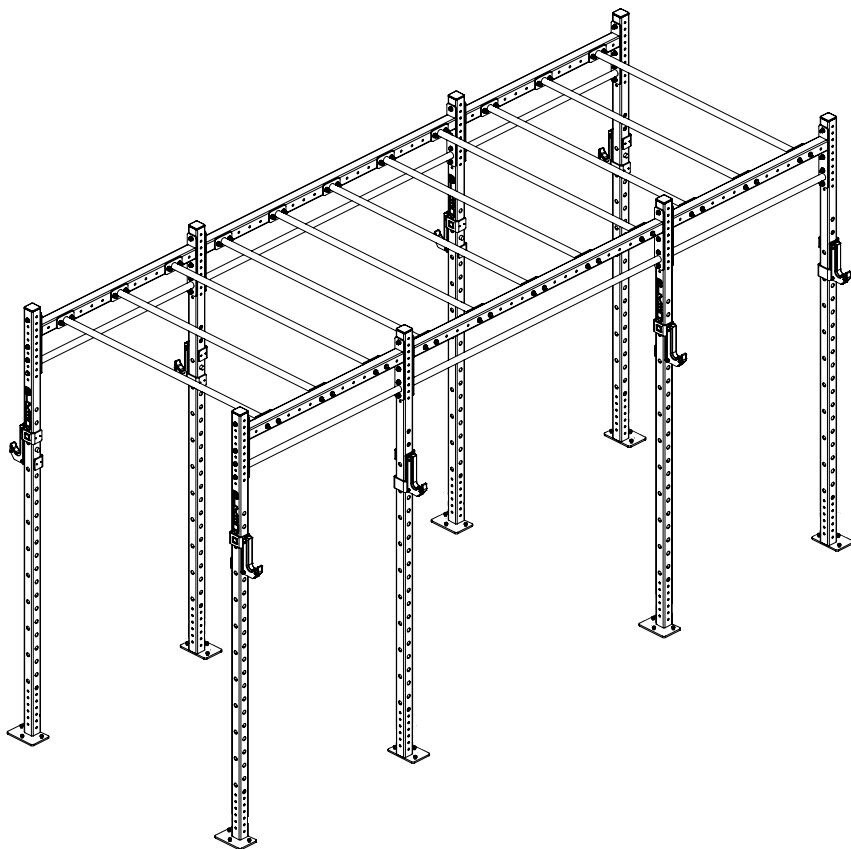


BLK BOX

FREE STANDING MONKEY BAR 4 BAY RIG GOLIATH

21-0123-00



PRODUCT SPECIFICATION

OWNERS MANUAL & QUICK START GUIDE

NOTE : PLEASE READ ALL THE INSTRUCTIONS
CAREFULLY BEFORE ASSEMBLING THIS PRODUCT.

PRODUCT WEIGHT	-	240kg
MAX USER WEIGHT	-	125kg
MAX USER	-	6
MAX TRAINING WEIGHT	-	300kg
DIMENSIONS	-	4140mm x 2408mm x 1500mm
SAFE WORKING ZONE	-	5640mm x 3272mm x 3900mm

WARNING

SERIOUS OR FATAL INJURIES MAY OCCUR FROM INCORRECTLY ASSEMBLED EQUIPMENT. ALWAYS ENSURE BOLTS ARE TIGHTENED CORRECTLY AND ALL PARTS ARE LEVEL AND PLUMB. TO FURTHER REDUCE RISK OF INJURIES OR DEATH PLEASE USE OUR SUGGESTED TOOLS AND PERSONAL PROTECTIVE EQUIPMENT (PPE). WE SUGGEST THAT A MINIMUM OF THREE PEOPLE ARE INVOLVED IN THE ASSEMBLY OF THIS PRODUCT. EACH PERSON SHOULD BE EQUIPPED WITH SAFETY GLASSES, STEEL TOE CAP BOOTS AND EAR PLUGS.

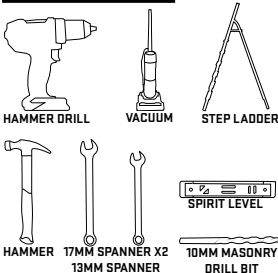
PLEASE BE AWARE OF THIS SYMBOL AS AN INDICATION TO CHECK THAT A PART IS LEVEL OR PLUMB.



THIS SYMBOL IS AN INDICATION OF THE RECOMMENDED TORQUE EACH BOLT SHOULD BE TIGHTENED TO. THIS VALUE WILL BE DEPENDENT ON THE BOLT TYPE. PLEASE HAND TIGHTEN ALL BOLTS UNTIL YOU SEE THIS SYMBOL.

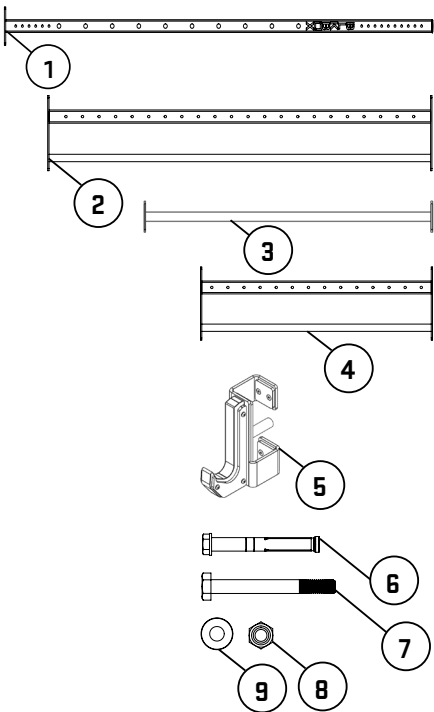


TOOLS REQUIRED



No.	NAME	SKU	QTY
1	2.4 UPRIGHT DNA60 WITH FEET	21-0036-0A	8
2	1.8 BOX & BAR CM DNA60	21-0028-0A	2
3	1.2 BAR CM DNA60	21-0015-0A	11
4	1.2 BOX & BAR CM DNA60	21-0014-0A	4
5	J-HOOK PAIR	16-0001	2
6	M10X80 SLEEVE ANCHOR	10-0031	24
7	M10X90 BOLT	10-0008	76
8	M10 NYLOCK NUT	10-0024	76
9	M10 FLAT WASHER	10-0016	156

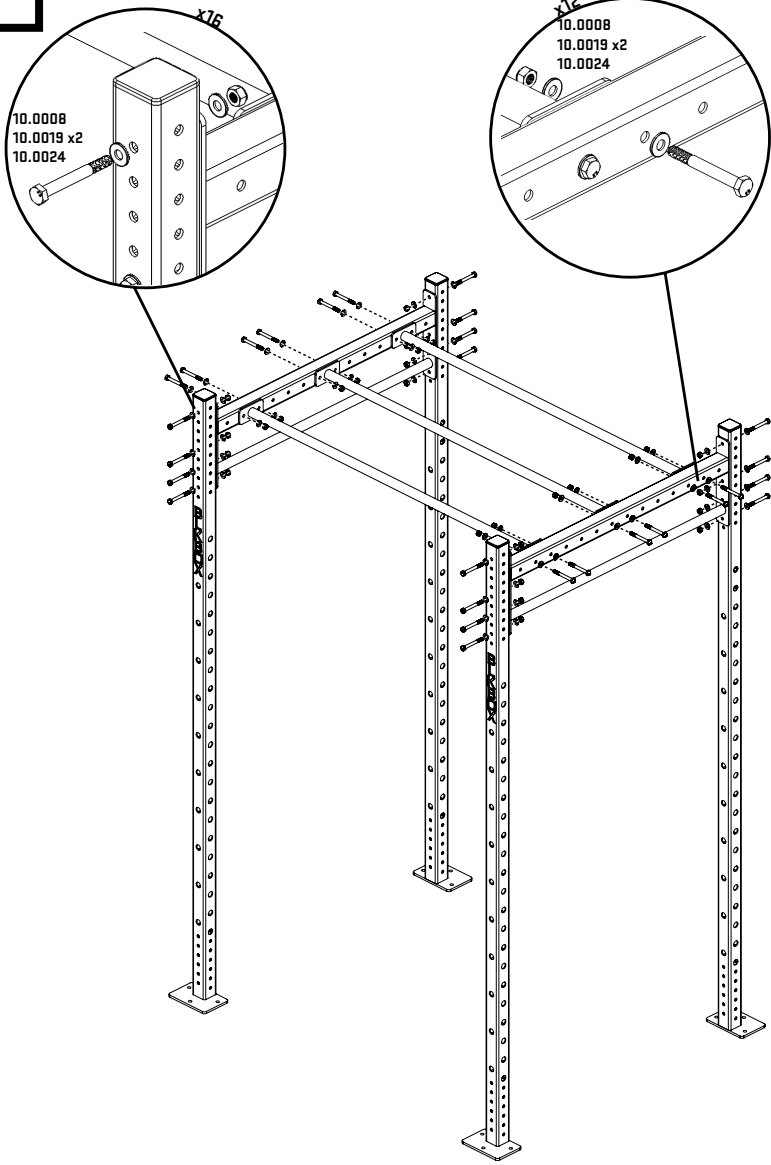
PARTS & ATTACHMENTS



ASSEMBLY

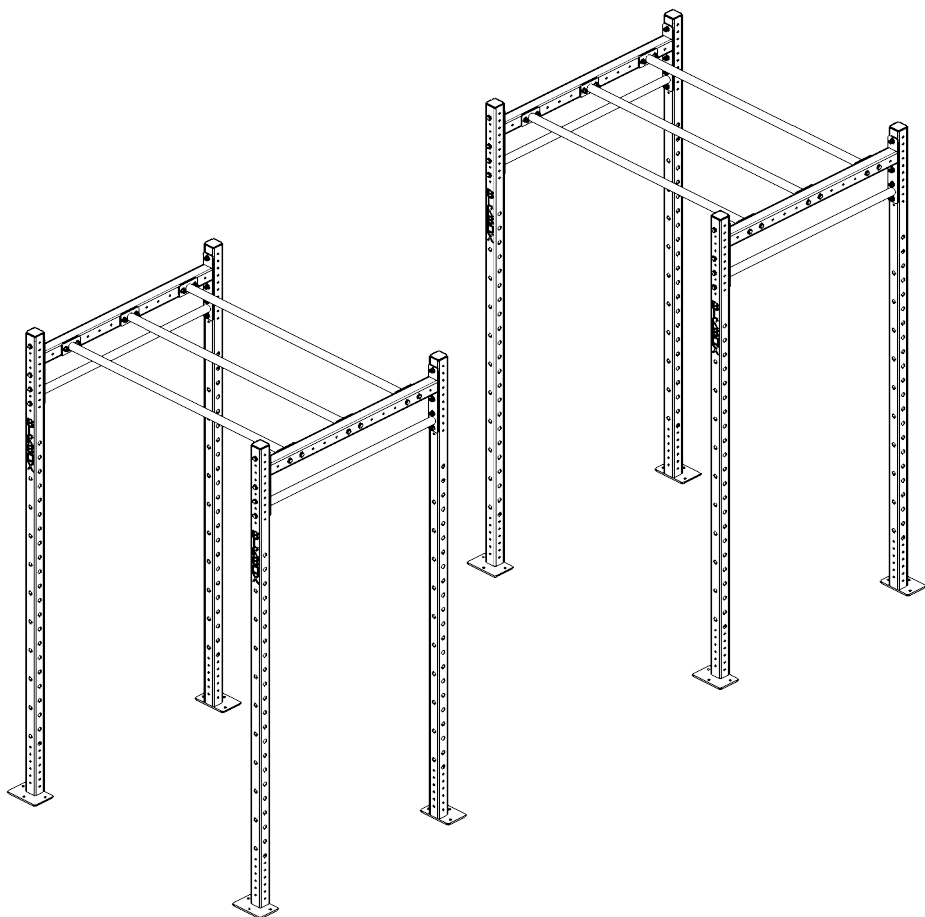
1

BOLT 2QTY 1.2 BOX & BAR (21-0014-0A) BETWEEN 4QTY UPRIGHTS (21-0036-0A). BOLT 3QTY 1.2 BAR (21-0015-0A) STARTING ONE HOLE FROM THE END, AND LEAVING THREE HOLE IN-BETWEEN ASSEMBLY AS SHOWN. ENSURE UPRIGHTS LOGOS ARE FACING OUTWARD AND BOLTS ARE FACING INWARD.



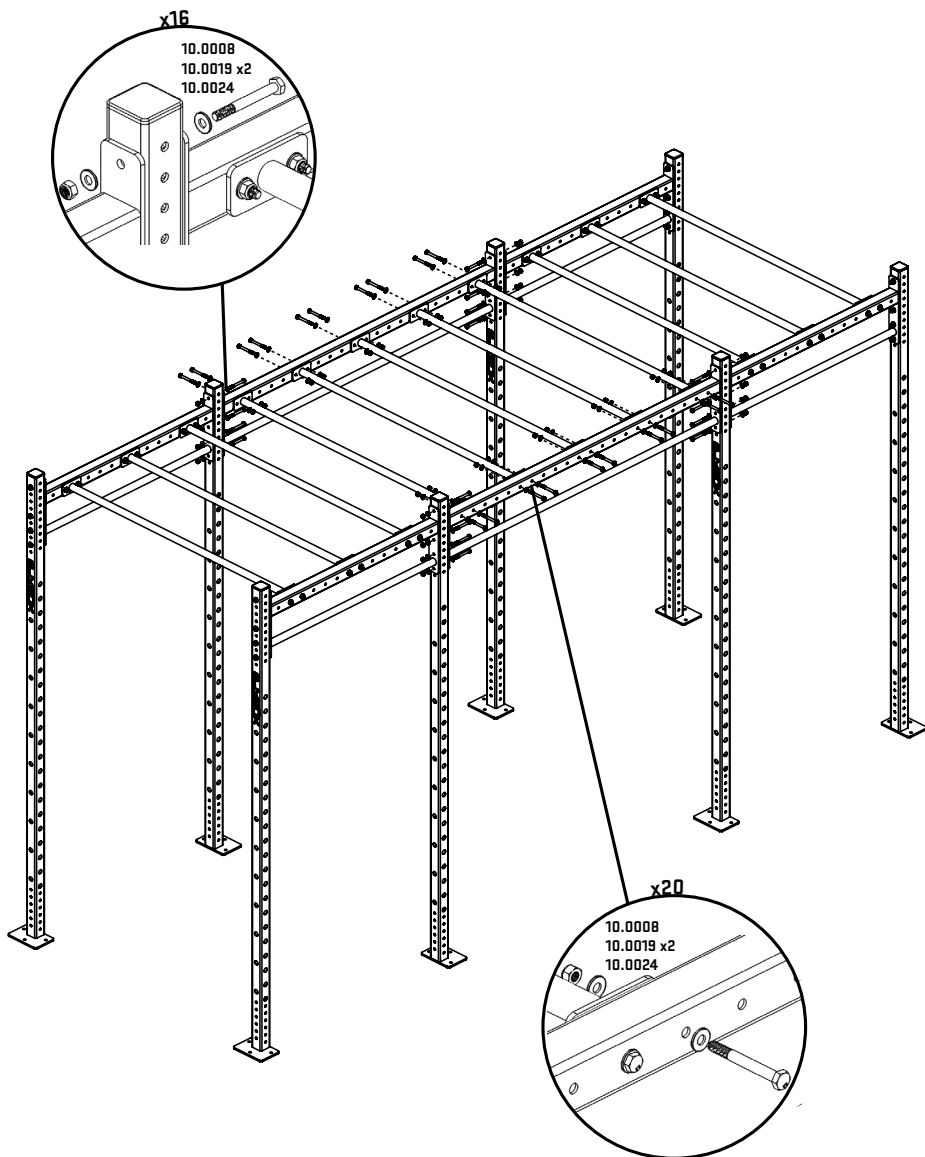
2

REPEAT STEP ONE AND PLACE RIGS 1740MM APART.



3

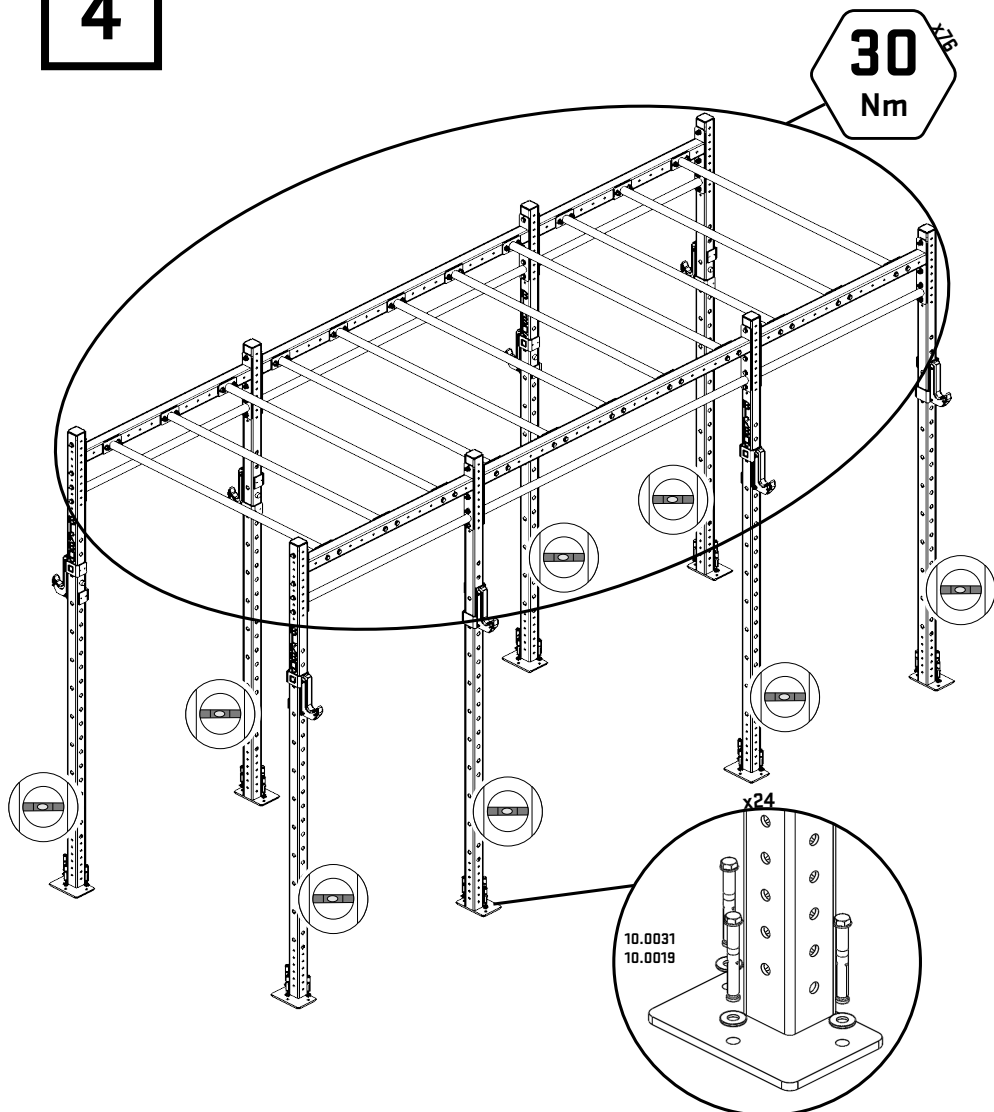
BOLT 2QTY 1.8 BOX & BAR (21-0026-0A) TO THE 2.4 UPRIGHTS (21-0036-0A) OF THE PREVIOUS TWO ASSEMBLYS, REUSE BOLT ASSEMBLYS ON 2.4 UPRIGHTS (21-0036-0A) AS SHOWN. BOLT 5QTY 1.2 BAR (21-0015-0A) INBETWEEN 1.8 BOX & BAR (21-0026-0A), STARTING FROM THE END HOLE LEAVING THREE HOLES INBETWEEN. ENSURE BOLTS ARE FACING INWARD.



4

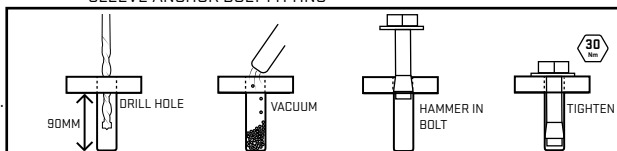
TIGHTEN ALL BOLT ASSEMBLIES WITHIN THE CIRCLE AS SHOWN TO SPECIFIED TORQUE. ENSURE UPRIGHTS ARE PLUMB AND DRILL AND SECURE ALL HOLES ON UPRIGHTS AS SHOWN IN GUIDE.

30
Nm



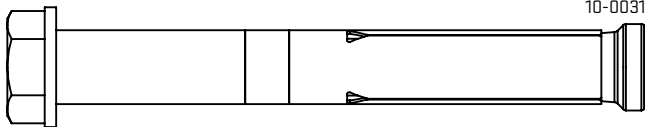
SLEEVE ANCHOR BOLT FITTING

- DRILL 10MM HOLE THROUGH FLOOR COVERING, 90MM DEEP USING PLATE AS A GUIDE.
- VACUUM OUT THE DUST.
- HAMMER SLEEVE ANCHOR DOWN INTO THE HOLE.
- TIGHTEN SLEEVE ANCHOR TO SPECIFIED TORQUE USING 13MM SPANNER.

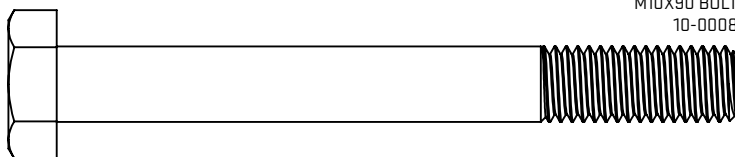


1:1 SCALE FASTENERS

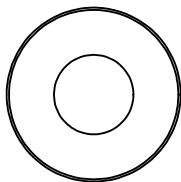
M10x80 SLEEVE ANCHOR
10-0031



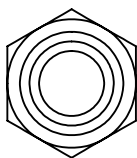
M10X90 BOLT
10-0008



M10 FLAT WASHER
10-0019



NYLOCK NUT
10-0024



FOR TERMS AND CONDITIONS VISIT OUR WEBSITE AT
www.blkboxfitness.com/pages/terms-conditions

GET IN TOUCH
TEL: 028 9045 4123
EMAIL: info@blkboxfitness.com

DISCOVER MORE AT:
www.blkboxfitness.com