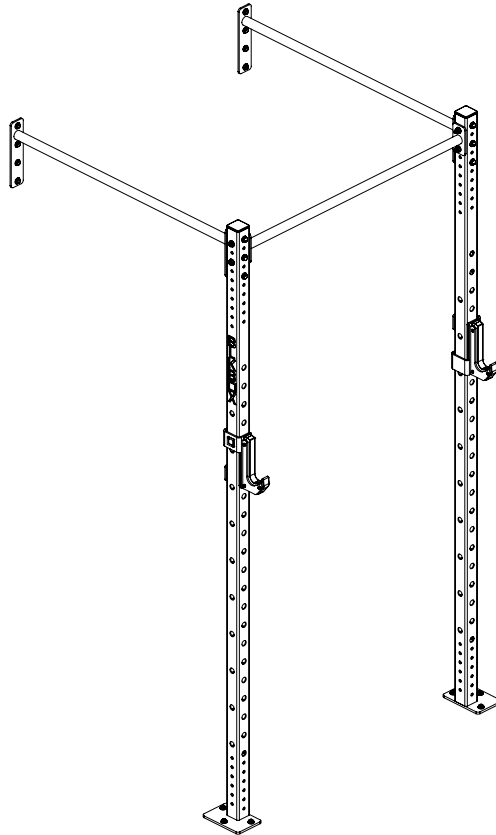


BLK BOX

WALL MOUNTED 1 BAY GOLIATH

21-0126-08



PRODUCT SPECIFICATION

PRODUCT WEIGHT	-	45kg
MAX USER WEIGHT	-	125kg
MAX USER	-	1
MAX TRAINING WEIGHT	-	300kg
DIMENSIONS	-	1200mm x 2408mm x 1140mm
SAFE WORKING ZONE	-	2700mm x 3272mm x 2340mm

OWNERS MANUAL & QUICK START GUIDE

NOTE : PLEASE READ ALL THE INSTRUCTIONS CAREFULLY BEFORE ASSEMBLING THIS PRODUCT.

WARNING

SERIOUS OR FATAL INJURIES MAY OCCUR FROM INCORRECTLY ASSEMBLED EQUIPMENT. ALWAYS ENSURE BOLTS ARE TIGHTENED CORRECTLY AND ALL PARTS ARE LEVEL AND PLUMB. TO FURTHER REDUCE RISK OF INJURIES OR DEATH PLEASE USE OUR SUGGESTED TOOLS AND PERSONAL PROTECTIVE EQUIPMENT (PPE). WE SUGGEST THAT A MINIMUM OF THREE PEOPLE ARE INVOLVED IN THE ASSEMBLY OF THIS PRODUCT. EACH PERSON SHOULD BE EQUIPPED WITH SAFETY GLASSES, STEEL TOE CAP BOOTS AND EAR PLUGS.

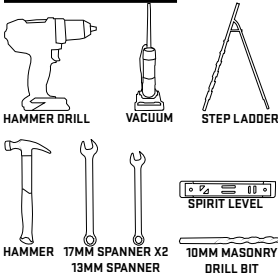
PLEASE BE AWARE OF THIS SYMBOL AS AN INDICATION TO CHECK THAT A PART IS LEVEL OR PLUMB.



THIS SYMBOL IS AN INDICATION OF THE RECOMMENDED TORQUE EACH BOLT SHOULD BE TIGHTENED TO. THIS VALUE WILL BE DEPENDENT ON THE BOLT TYPE. PLEASE HAND TIGHTEN ALL BOLTS UNTIL YOU SEE THIS SYMBOL.

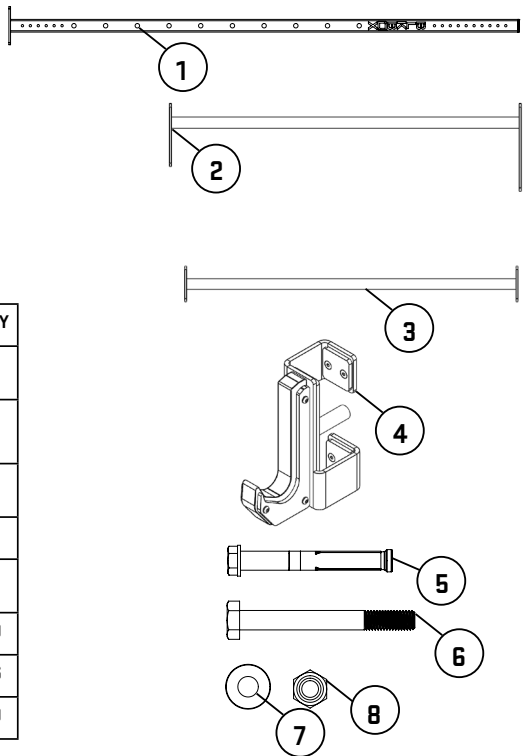


TOOLS REQUIRED



No.	Name	SKU	QTY
1	2.4 UPRIGHT DNA60 WITH FEET	21-0036-0A	2
2	1.2 SINGLE BAR WM DNA60	21-0126-0B	2
3	1.2 SINGLE BAR CM DNA60	21-0015-0A	1
4	J-HOOKS PAIR	16-0001	1
5	M10X80 SLEEVE ANCHOR	10-0031	6
6	M10X90 BOLT	10-0008	10
7	M10 FLAT WASHER	10-0019	16
8	M10 NYLOCK NUT	10-0024	10

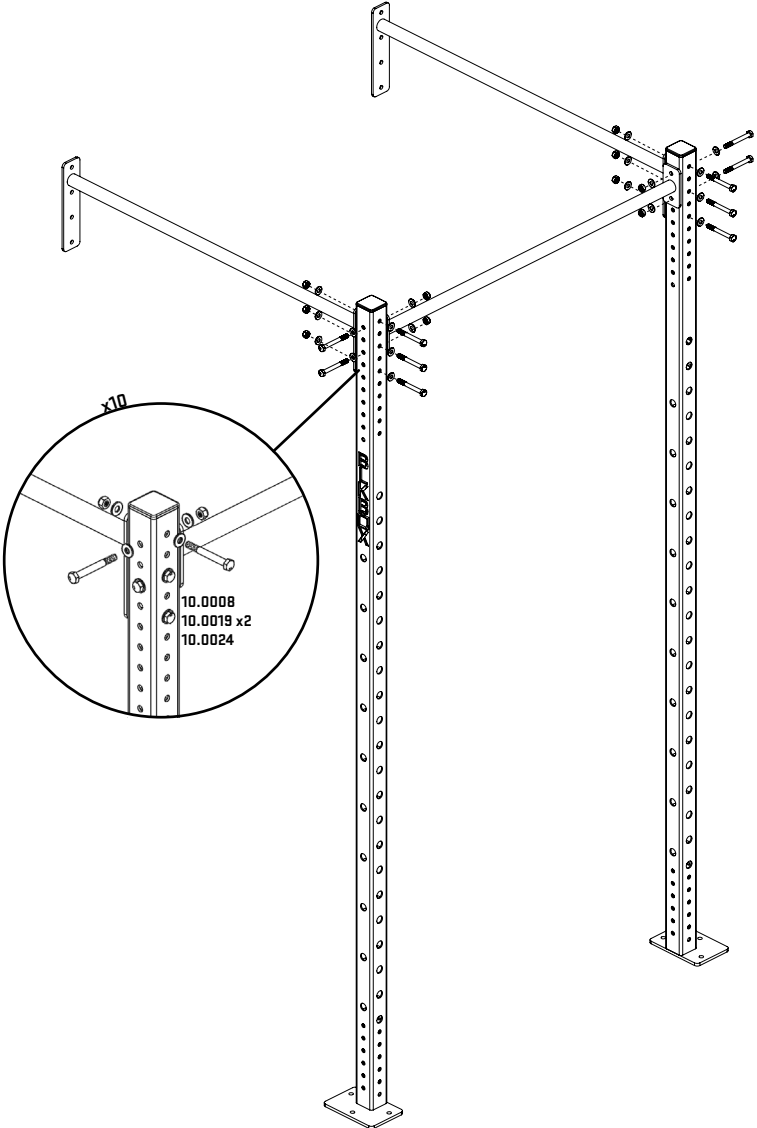
PARTS & ATTACHMENTS



ASSEMBLY

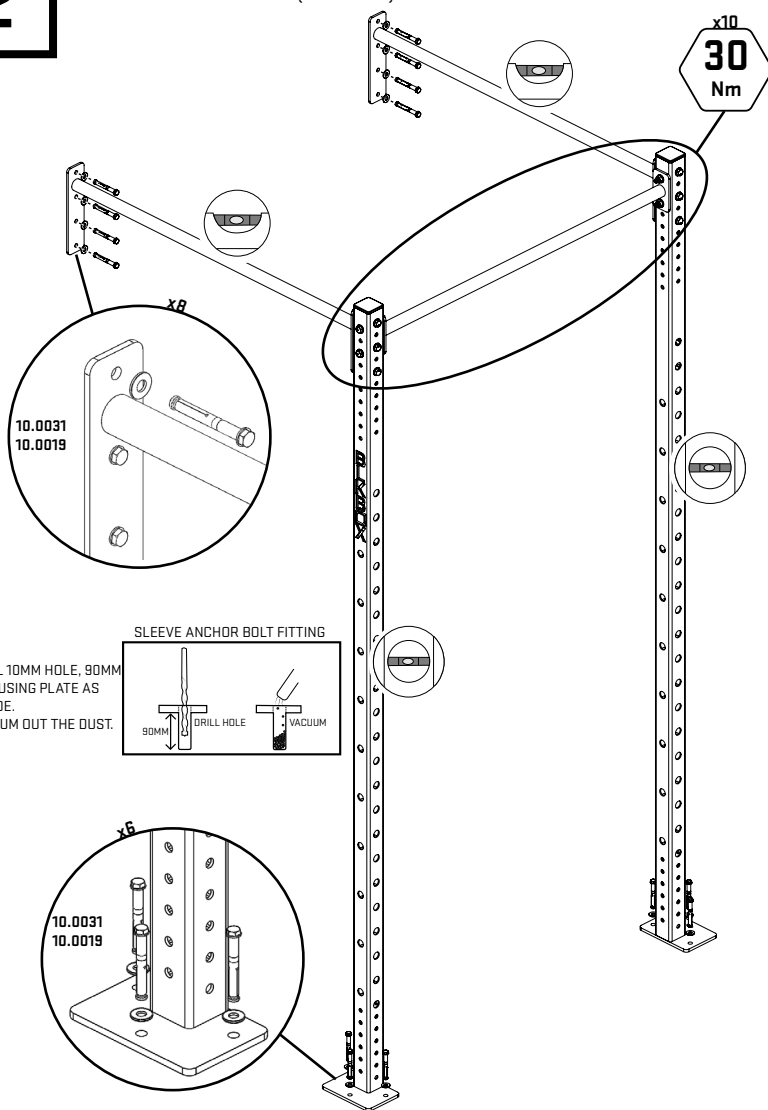
1

BOLT 1QTY 1.2 SINGLE BAR CM (21.0015-0A) BETWEEN 2QTY UPRIGHTS (21-0036-0A) AND 2QTY 1.2 SINGLE BAR WM (21-0126-0B) WITH BOLTS ASSEMBLY AS SHOWN. ENSURE LOGO ON UPRIGHTS ARE FACING OUTWARD AND ALL BOLTS FACING INWARDS.



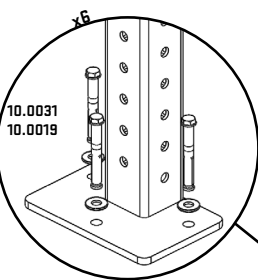
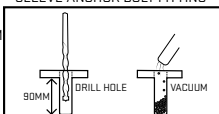
2

TIGHTEN ALL BOLT ASSEMBLIES WITHIN THE CIRCLE TO THE SPECIFIED TORQUE. ENSURE UPRIGHTS ARE PLUMB AND ALL 1.2 SINGLE BAR ARE LEVEL. DRILL AND SECURE UPRIGHTS AND 1.2 SINGLE BAR WM (21-0126-08) AS SHOWN IN GUIDE.



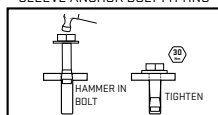
- DRILL 10MM HOLE, 90MM DEEP USING PLATE AS A GUIDE.
- VACUUM OUT THE DUST.

SLEEVE ANCHOR BOLT FITTING



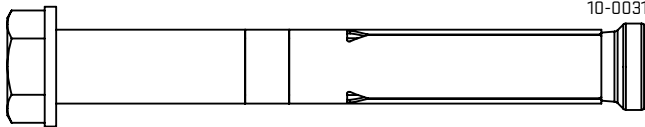
SLEEVE ANCHOR BOLT FITTING

- HAMMER SLEEVE ANCHOR INTO THE HOLE.
- TIGHTEN SLEEVE ANCHOR TO SPECIFIED TORQUE USING 13MM SPANNER.

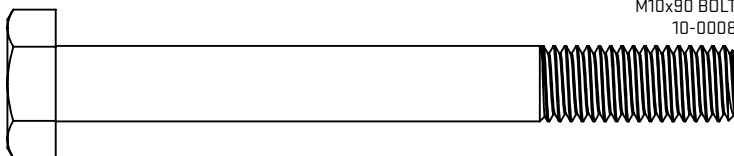


1:1 SCALE FASTENERS

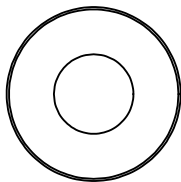
M10x80 SLEEVE ANCHOR
10-0031



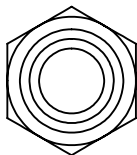
M10x90 BOLT
10-0008



M10 FLAT WASHER
10-0019



NYLOCK NUT
10-0024



FOR TERMS AND CONDITIONS VISIT OUR WEBSITE AT
www.blkboxfitness.com/pages/terms-conditions

GET IN TOUCH

TEL: 028 9045 4123

EMAIL: info@blkboxfitness.com

DISCOVER MORE AT:

www.blkboxfitness.com

THIS IS A BLANK PAGE

THIS IS A BLANK PAGE